

Organisation Level Transparency

Short blurb on what is "it" for this level or other levels

What do you think makes aid look dodgy?

Short blurb on Aid Transparency Index

- Gives transparency score for aid organisation by variety of ratings
- Improvement over last year
- Mentions ratings at aggregate, country, agency & activity level

**But what do you think is most important?
...and would it change the results?**

Aggregate Ratings

Summary graphic

Agency Ratings

Summary graphic

Country Ratings

Summary graphic

Activity Ratings

Summary graphic

Click anywhere goes to aggregate page, click on one of the boxes goes to that page



Main Page – very similar template for all versions (aggregate, country, etc)

Cursor goes from arrow point to finger when hovering over input selector box
Changes to map style grab hand over slider control.

Input question highlights on use of slider. Text of input question appears and stays until next slider is picked

Highlights appear on the top 10 biggest changes between Reader Index and original index as changes are made.

Reset button for reader to return to starting levels (ie. Aid Transparency Index). Hover over button gives description of action

Tabs for navigation between pages. Current is highlighted

Legend of chart remains at top of page even when scrolling

Share via... button letting reader share their version of the index with their social network

Scale of chart means only 1 third is visible. Remainder visible through small "viewfinder". User can drag this to shift view or use page slider control

Agency name in chart can be clicked on bringing up additional detail for that agency

Organisation Level Transparency
Short blurb on what is "in" for this level vs other levels

Grab sliders to change the transparency Index **RESET**

Published strategy?

Next input?

Next input?

Next input?

Text of full input question and rating options

Next input?

Next input?

Next input?

Legend: ■ Your Transparency Index ■ Aid Transparency Index

Organization	Your Transparency Index	Aid Transparency Index
UK-DFID	85%	90%
Sweden	80%	85%
EC-DEVCO	75%	80%
Denmark	70%	75%
Netherlands	65%	70%
World Bank-IDA	60%	65%
IADB	55%	60%
Australia	50%	55%
AsDB	45%	50%
Finland	40%	45%
GAVI	35%	40%
Switzerland	30%	35%
EC-ECHO	25%	30%
UK-DECC	20%	25%
Global Fund	15%	20%
US-MCC	10%	15%
World Bank-IFC	5%	10%
EBRD	0%	5%
AfDB	0%	0%
Germany-GIZ	0%	0%
UNDP	0%	0%
Czech Republic	0%	0%
Japan-JICA	0%	0%
Estonia	0%	0%
Norway	0%	0%
EC-Enlargement	0%	0%
UK-MOD	0%	0%
UK-FCO	0%	0%
New Zealand	0%	0%
US-USAID	0%	0%
Canada	0%	0%
Hewlett	0%	0%
Japan-MFA	0%	0%

Swiss Agency for Development & Cooperation
Country: Switzerland
Donor Tag: Bilateral

	Aid Transparency Index	Your Transparency Index
Aggregate Rating	25% (rank: 12)	40% (rank: 12)
Organisation Rating	75% (rank: 10)	65% (rank: 10)
Country Rating	0% (rank: 45)	30% (rank: 15)
Activity Rating	0% (rank: 45)	45% (rank: 10)
Current highlighted input question	Rating on this question	

Organisation Level Transparency

Short blurb on what is "in" for this level vs other levels

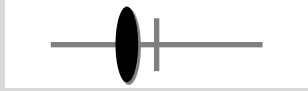
Grab sliders to change the transparency Index

RESET

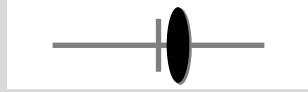
Published strategy?



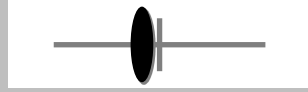
Next input?



Next input?



Next input?



Text of full input question and rating options

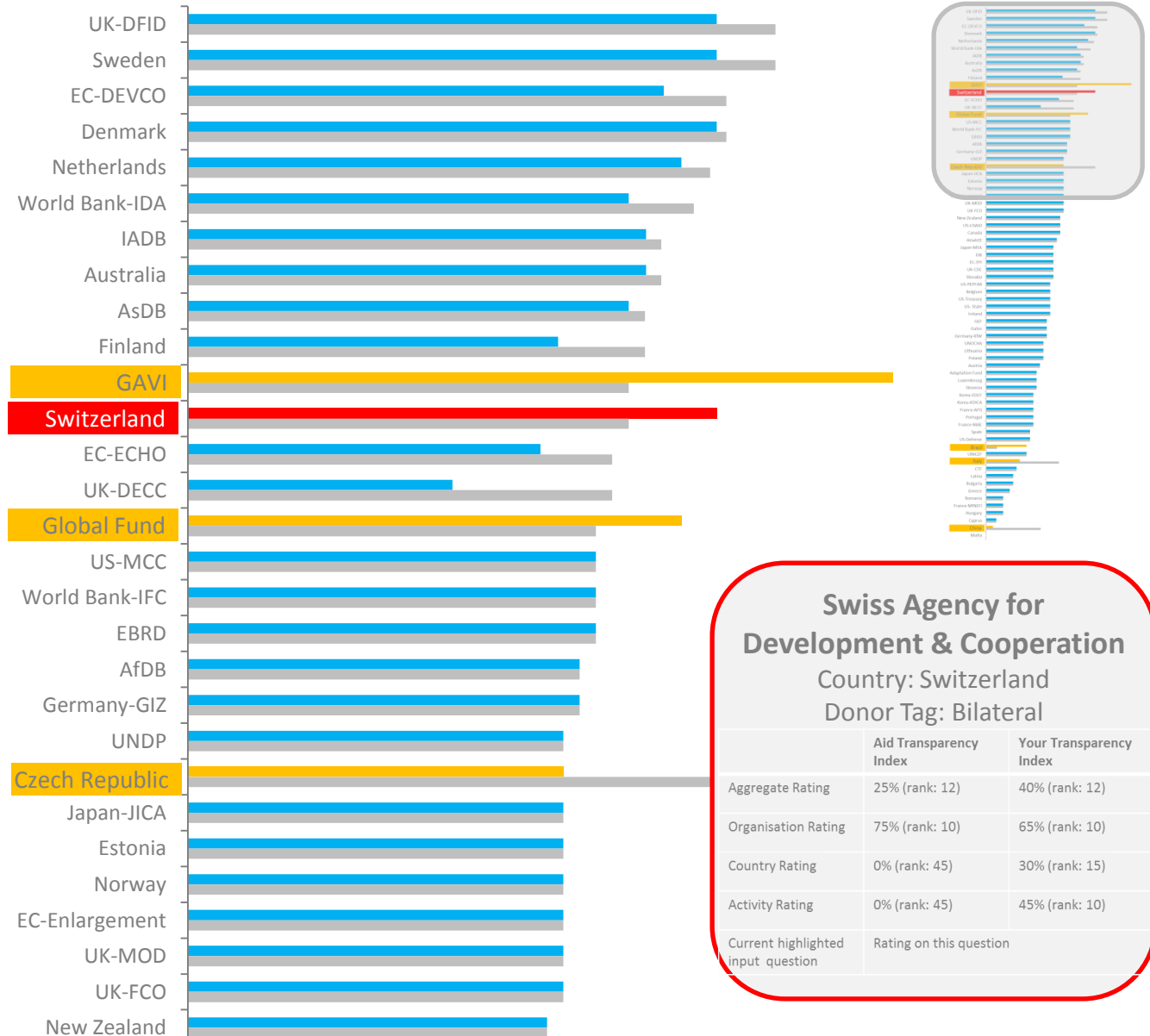
Next input?



Next input?



■ Your Transparency Index ■ Aid Transparency Index



**Swiss Agency for
Development & Cooperation**

Country: Switzerland

Donor Tag: Bilateral

	Aid Transparency Index	Your Transparency Index
Aggregate Rating	25% (rank: 12)	40% (rank: 12)
Organisation Rating	75% (rank: 10)	65% (rank: 10)
Country Rating	0% (rank: 45)	30% (rank: 15)
Activity Rating	0% (rank: 45)	45% (rank: 10)
Current highlighted input question	Rating on this question	